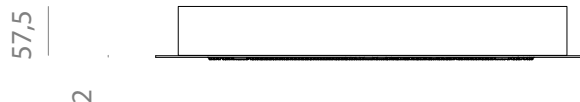
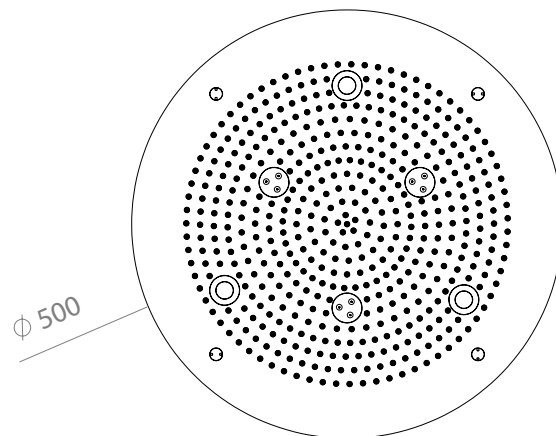



TECHNICAL SHEET - SCHEDA TECNICA

RT50C12



DESCRIPTION - DESCRIZIONE

Ceiling mounted built-in round showerhead \varnothing 500 mm.

MATERIALS - MATERIALE

Super mirror stainless steel plate, anti-limescale membrane in liquid silicone.

JET TECHNOLOGY - TECNOLOGIA GETTI

Rain /
Pioggia



Nebulized /
Nebulizzato



LIGHT - LUCI

RGB /
RGB



Number light /
Numero luci 4

HEIGHT FROM THE GROUND - ALTEZZA DA TERRA

MIN 2000 mm

MAX 2400mm

CEILING RECESS DEPTH - PROFONDITÀ INCASSO SOFFITTO

100 mm.

SPLIT - SPACCATURA

\varnothing 490 mm.

FINISHES - FINITURE

Chrome	Brushed Chrome	Gun Metal PVD	Gold	White	Copper Bronze	Matt Black	Sky Chrome
 C	 X	 GM	 AU	 W	 CBR	 BK	 CPVD

WATER SUPPLY

1/2" MALE.

OPERATING PRESSURE

1,5 / 5 BAR

RECOMMENDED PRESSURE

3 BAR.

MINIMUM WATER FLOW

RAIN 18 L/m

NEBULIZED 9 L/m

NET WEIGHT - PESO NETTO

8,2 Kg

GROSS WEIGHT - PESO LORDO

9,7 Kg

PACKAGING DIMENSIONS - DIMENSIONI IMBALLAGGIO

535 x 535 H 165